

Scaled data based on original data using
LM-79-08 Approved Method: Electrical and Photometric Measurements of Solid-
State Lighting Products

Test Report Prepared for
Cooper Lighting Solutions
(formerly Eaton)

Brand: STREETWORKS

Report Number: P317316

Luminaire Tested: **GAN-SA2B-722-U-RW**

Issue Date: 3/3/2020

Test Information

Test Method: LM-79-08
Report Number: P317316
TEST IS SCALED FROM IESNA LM-79-08 TEST DATA (G2-1903-205-7)
Test Lab: INNOVATION CENTER
Issue Date: 3/3/2020
Manufacturer: COOPER LIGHTING SOLUTIONS (FORMERLY EATON)
Product Line: STREETWORKS
Catalog Number: GAN-SA2B-722-U-RW
Description: GALLEON AREA AND ROADWAY LUMINAIRE
(2) 70 CRI, 2200K, 800mA LIGHTSQUARES WITH 16 LEDS EACH AND RECTANGULAR WIDE OPTICS
Light Source: -
Ballast/Driver: ELECTRONIC DRIVER

Summary

Lumens per Lamp: N/A
Luminaire Lumens: 8786 lumens
Efficiency: N/A
Efficacy: 103.4 lumens/watt
Luminous Opening: Rectangular (W 0.5' x L: 1' x H: 0')
IES Classification: Type III - Short
BUG Rating: B3 - U0 - G3

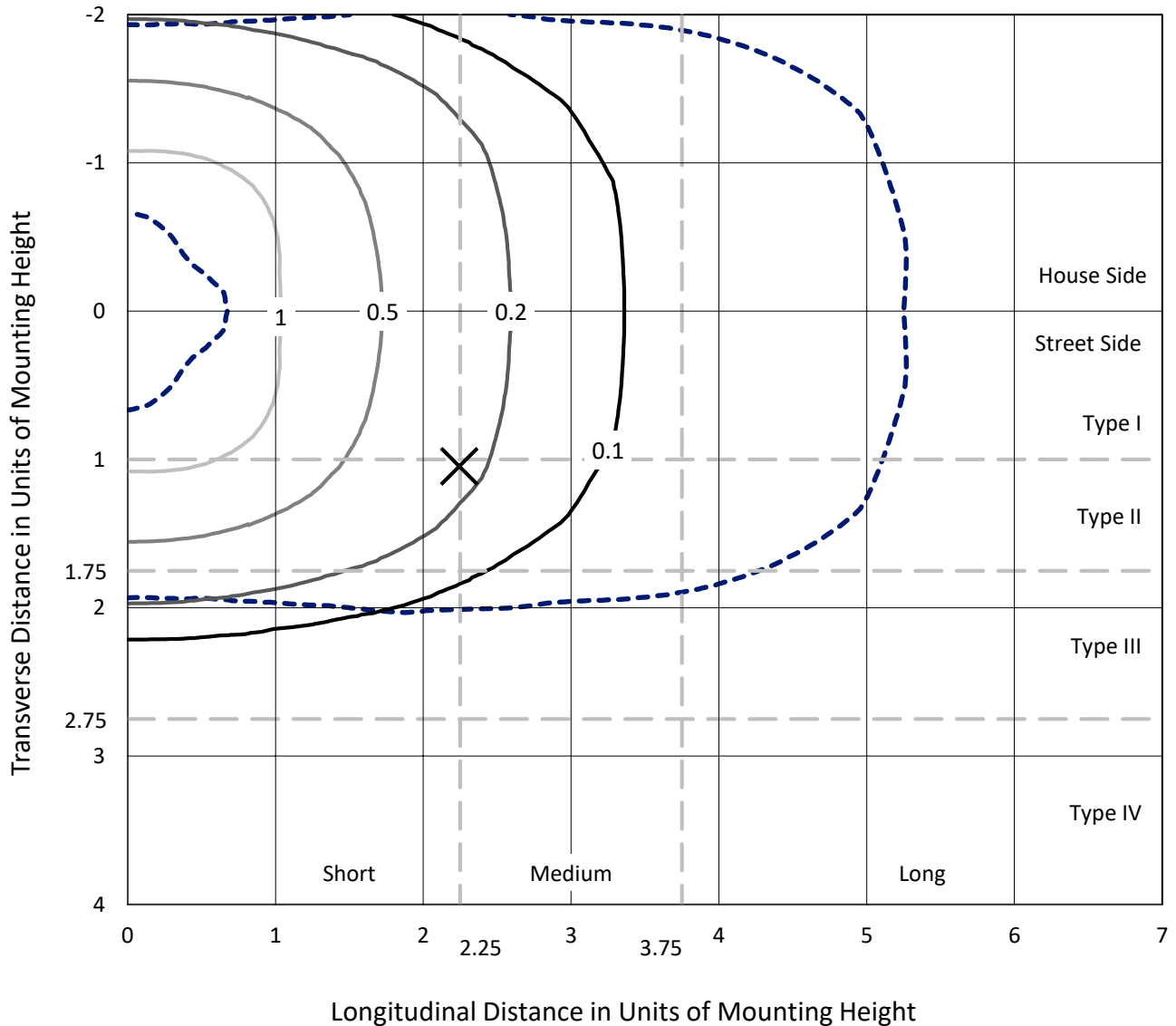
Input Watts (W): 85
Input Voltage (V): NR
Input Current (Ain): NR
Voltage Rise (V): NR
Power Factor: NR
Total Harmonic Distortion (THDi): NR
Frequency (hertz): 60
Stabilization Time: NR
Operation Time: NR
Ambient Temperature (°C): NR
Test Distance: 24 FT



REPORT NUMBER: P317316
 CATALOG NUMBER: GAN-SA2B-722-U-RW

Iso-Footcandle Lines of Horizontal Illumination

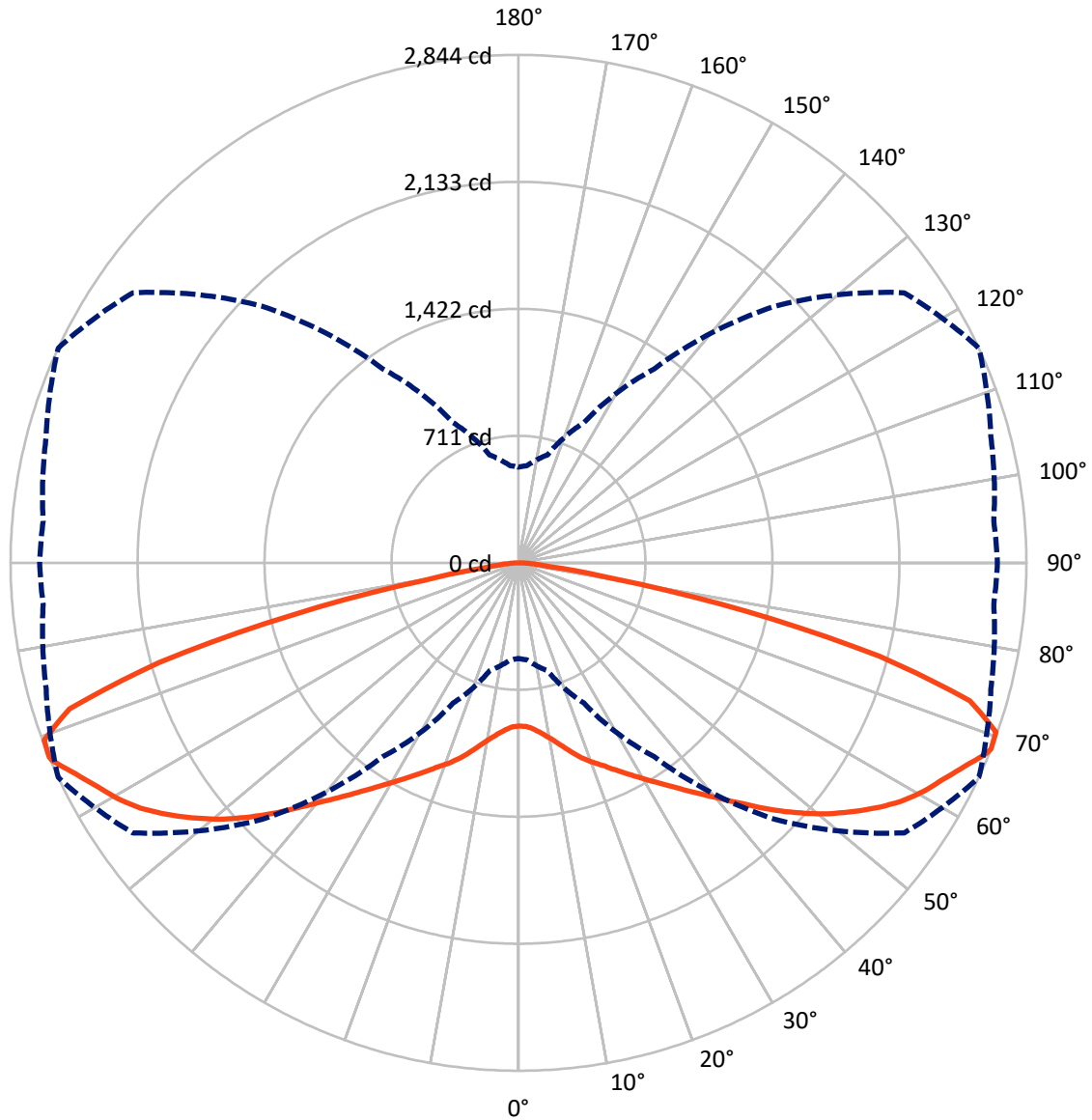
× Max cd
 - - - 1/2 Max cd



Based on 25 foot mounting height. Maximum calculated value = 1.7 fc
 Type III - Short - N/A

REPORT NUMBER: P317316
CATALOG NUMBER: GAN-SA2B-722-U-RW

Luminous Intensity Polar Plot



— Vertical Plane Through 65-Deg Lateral - - - Horizontal Cone Through 68-Deg Vertical

REPORT NUMBER: P317316
 CATALOG NUMBER: GAN-SA2B-722-U-RW

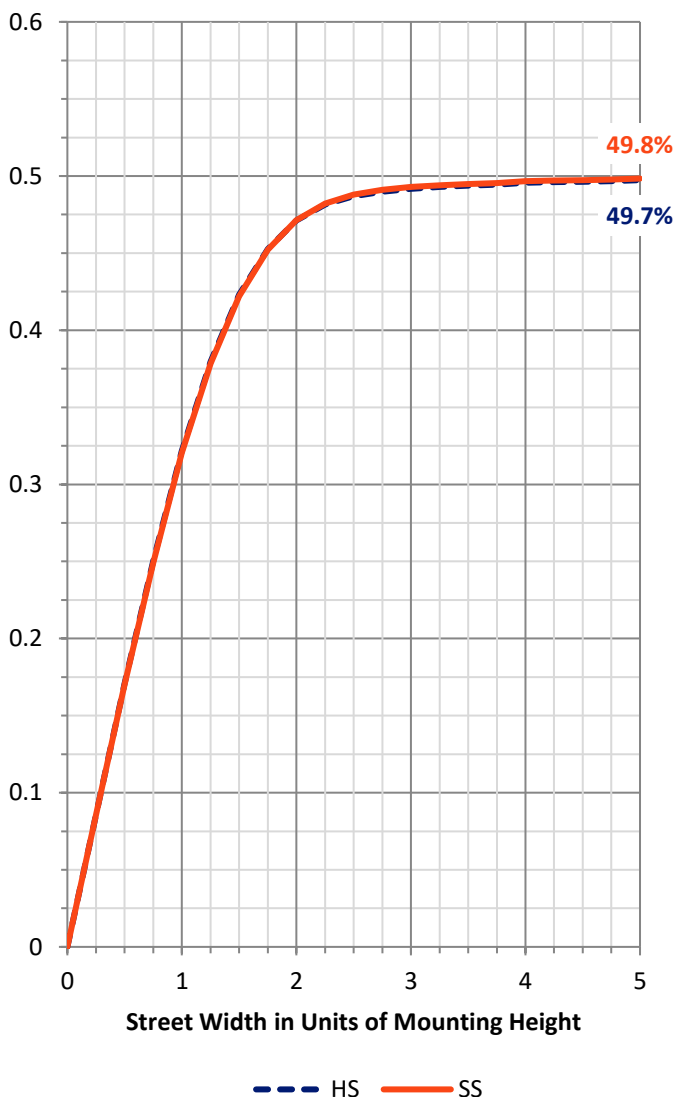
FLUX DISTRIBUTION:

		Downward	Upward	Total
House Side	Lumens	4393.0	0.0	4393.0
	% Fixture	50.0	0.0	50.0
Street Side	Lumens	4393.0	0.0	4393.0
	% Fixture	50.0	0.0	50.0
Total	Lumens	8786.0	0.0	8786.0
	% Fixture	100.0	0.0	100.0

ZONAL LUMENS:

Zone	Lumens	% Fixture
0°-10°	89.4	1.0
10°-20°	299.5	3.4
20°-30°	583.9	6.6
30°-40°	980.9	11.2
40°-50°	1545.6	17.6
50°-60°	2067.0	23.5
60°-70°	2009.4	22.9
70°-80°	1098.4	12.5
80°-90°	111.7	1.3
90°-100°	0.0	0.0
100°-110°	0.0	0.0
110°-120°	0.0	0.0
120°-130°	0.0	0.0
130°-140°	0.0	0.0
140°-150°	0.0	0.0
150°-160°	0.0	0.0
160°-170°	0.0	0.0
170°-180°	0.0	0.0
0°-90°	8786.0	100.0
0°-180°	8786.0	100.0

Coefficient of Utilization



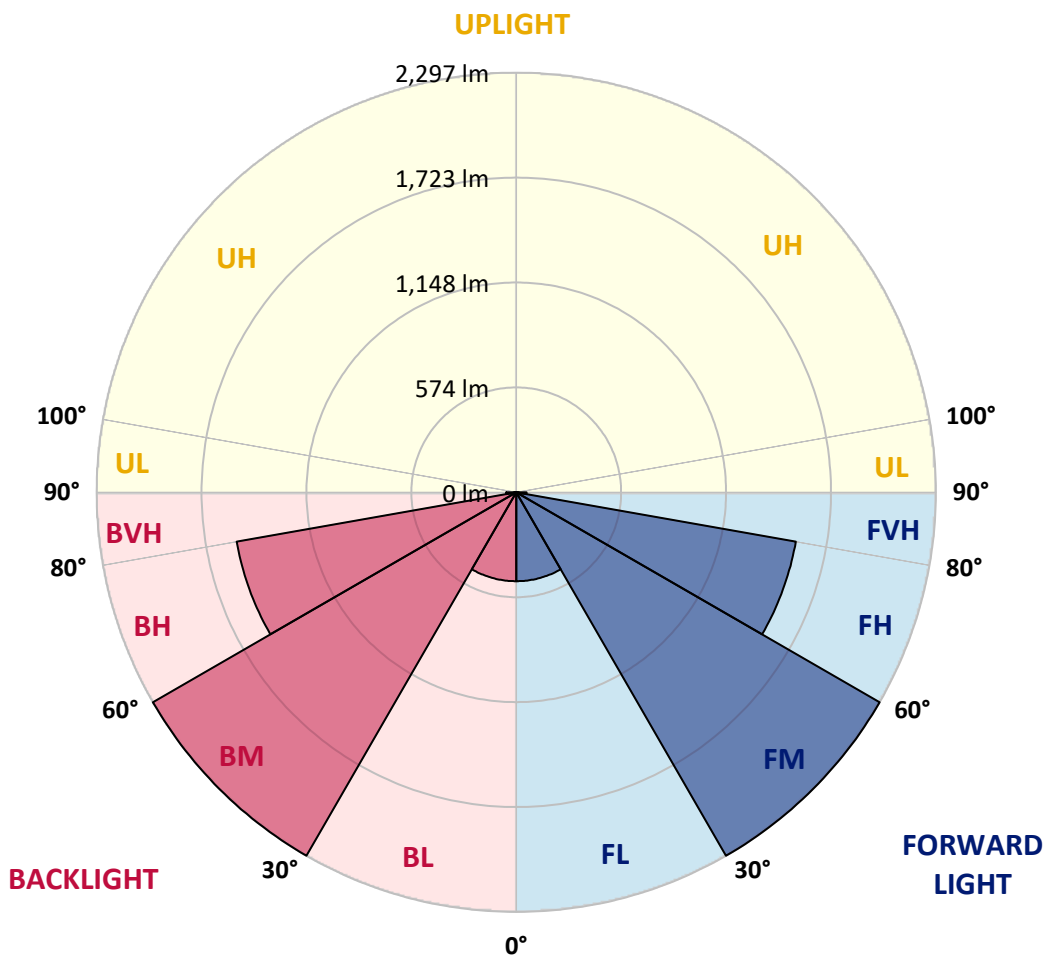
REPORT NUMBER: P317316
 CATALOG NUMBER: GAN-SA2B-722-U-RW

LUMINAIRE CLASSIFICATION SYSTEM LUMEN TABLE AND BUG RATING:

Zone	Lumens	% Fixture	Zone Rating/Lumen Limit		
			B	U	G
FL (0°-30°)	486.4	5.5			
FM (30°-60°)	2296.8	26.1			
FH (60°-80°)	1553.9	17.7			G1/1800
FVH (80°-90°)	55.9	0.6			G1/100
BL (0°-30°)	486.4	5.5	B1/500		
BM (30°-60°)	2296.8	26.1	B2/2500		
BH (60°-80°)	1553.9	17.7	B3/2500		G3/2500
BVH (80°-90°)	55.9	0.6			G1/100
UL (90°-100°)	0.0	0.0		U0/0	
UH (100°-180°)	0.0	0.0		U0/0	

BUG Rating: B3-U0-G3

Type III Short





REPORT NUMBER: P317316
 CATALOG NUMBER: GAN-SA2B-722-U-RW

CANDELA DISTRIBUTION (FULL):

	0°	5°	15°	25°	35°	45°	55°	65°	75°	85°	90°
0°	913.5	913.5	913.5	913.5	913.5	913.5	913.5	913.5	913.5	913.5	913.5
2.5°	907.1	907.4	908.8	910.6	912.1	915.9	916.8	918.3	918.8	920.3	920.3
5°	899.1	899.7	903.2	907.9	913.2	922.7	929.4	937.1	940.9	945.1	944.8
7.5°	898.2	899.7	904.7	912.4	921.2	936.8	951.0	966.3	976.6	986.0	985.4
10°	907.4	909.7	916.8	928.3	941.5	961.0	981.9	1002.5	1020.5	1034.9	1035.5
12.5°	921.2	924.1	935.3	952.7	972.8	997.8	1022.5	1045.8	1070.6	1092.1	1093.8
15°	939.5	943.3	960.1	986.0	1016.6	1046.4	1072.9	1096.8	1125.4	1155.1	1158.1
17.5°	966.6	971.9	994.0	1029.0	1069.4	1102.1	1129.8	1147.7	1171.6	1202.2	1207.8
20°	1007.8	1014.6	1042.6	1084.4	1133.6	1167.8	1189.0	1192.8	1204.6	1232.0	1238.5
22.5°	1061.4	1067.3	1098.5	1148.3	1203.4	1240.5	1251.7	1236.4	1235.2	1257.3	1263.5
25°	1121.2	1126.5	1162.8	1218.7	1278.0	1318.9	1318.6	1288.9	1268.2	1285.3	1291.8
27.5°	1188.4	1196.6	1231.4	1290.3	1353.7	1394.0	1391.7	1345.7	1306.5	1310.9	1316.5
30°	1265.6	1274.7	1308.6	1368.4	1431.7	1471.2	1468.3	1407.6	1348.7	1336.9	1341.0
32.5°	1361.3	1372.2	1404.3	1463.3	1519.2	1554.9	1546.3	1474.7	1399.3	1373.7	1377.5
35°	1476.5	1483.0	1516.9	1574.9	1620.3	1644.7	1626.8	1552.5	1463.5	1432.6	1432.6
37.5°	1593.2	1598.2	1636.2	1692.4	1736.3	1749.3	1714.2	1637.7	1547.5	1503.6	1504.5
40°	1705.1	1718.7	1761.4	1819.1	1862.4	1866.0	1819.4	1734.9	1640.9	1595.5	1600.8
42.5°	1822.1	1835.3	1886.3	1951.7	1990.0	1995.9	1941.4	1843.9	1746.4	1709.5	1715.4
45°	1926.4	1937.0	1995.9	2071.9	2119.6	2134.9	2070.4	1968.8	1860.4	1824.4	1825.9
47.5°	1999.1	2013.0	2077.8	2167.3	2236.9	2260.4	2197.1	2090.4	1972.6	1929.0	1932.8
50°	2065.1	2072.5	2138.2	2236.0	2324.3	2373.0	2318.8	2210.6	2086.0	2039.8	2043.9
52.5°	2101.9	2111.4	2175.0	2276.9	2381.5	2459.9	2426.9	2318.8	2195.6	2150.5	2155.5
55°	2076.3	2083.4	2159.7	2286.1	2416.9	2513.5	2518.5	2424.5	2303.1	2263.7	2277.8
57.5°	1959.6	1968.5	2061.6	2227.1	2421.3	2549.7	2587.4	2522.6	2403.6	2371.5	2379.7
60°	1777.3	1782.9	1882.2	2068.3	2335.2	2564.7	2631.3	2602.7	2502.0	2469.9	2481.1
62.5°	1452.4	1460.6	1579.3	1828.8	2153.5	2520.3	2673.7	2669.0	2593.6	2564.1	2574.2
65°	992.8	1007.2	1138.6	1454.1	1873.3	2384.2	2712.3	2746.2	2674.6	2637.5	2650.8
67.5°	599.5	610.1	705.3	960.1	1433.5	2109.6	2672.6	2834.0	2731.8	2672.0	2682.9
68°	535.9	545.6	625.1	866.4	1326.0	2032.1	2636.3	2844.0	2738.0	2671.4	2681.1
70°	323.8	330.2	383.6	535.6	884.1	1612.0	2389.2	2835.8	2777.4	2679.6	2685.2
72.5°	210.9	213.0	221.8	274.9	451.6	901.5	1793.2	2642.5	2836.6	2727.6	2726.8
75°	175.3	174.1	175.0	181.2	222.7	395.3	1047.9	2087.5	2704.1	2651.9	2633.4
77.5°	148.2	147.3	147.0	147.3	149.1	190.9	454.9	1300.3	2069.2	2345.9	2362.4
80°	119.9	118.7	122.6	120.8	115.5	118.7	190.6	540.9	975.4	1049.3	983.4
82.5°	87.2	82.8	99.3	94.6	90.1	83.7	105.2	174.7	232.7	159.7	112.2
85°	67.2	62.5	75.4	72.5	61.9	42.7	62.5	85.4	94.3	53.9	42.4
87.5°	27.4	28.9	54.5	43.0	36.2	20.6	25.6	34.2	46.0	23.0	17.7
90°	0.0	0.0	0.0	0.0	0.0	0.0	0.0	0.0	0.0	0.0	0.0

(END OF REPORT)